

HOW TO APPLY FOR SCHOLARSHIPS!

SCHOLARSHIPS =
\$\$\$\$\$\$ FOR COLLEGE


THERE ARE 2 TYPES OF APPLICATIONS

Standard
Application

Special
Applications



STANDARD APPLICATION

- Complete the electronic version on the www.gardnerk12.org website
 - Click Guidance and Standard application.
 - Complete all information correctly and completely.
 - Type in the scholarship name correctly and print.
 - Re-enter each scholarship name that accepts the Standard Application.
- 


STANDARD...CONTINUED

- You are only filling it out once and printing each application. Student and a parent sign each application.
- Write a letter- introduce yourself. Explain your major, career goals, activities, and extenuating circumstances if any. (Why do you deserve consideration?)
- The letter is addressed to Dear Scholarship Committee
- Staple to the back a letter to the scholarship committee, an activities resume, a transcript and at least one letter of recommendations.
- Return to gray bin in guidance by 2:15 pm on the day of the deadline! Plan ahead-there are no exceptions!

MULTI SCHOLARSHIP APPLICATION

- This is the standard application.
- Type MULTI-SCHOLARSHIP for the name of the scholarship.
- Print 2 copies and staples letter, activities resume, etc. to each one.
- Return to the bin in guidance marked MULTI-SCHOLARSHIP
- This is one application for many scholarships.
- Are there any questions?
- **EVERYONE SHOULD SUBMIT THE MULTI APPLICATION!!!!**

SPECIAL APPLICATIONS

- Read the scholarship packet and make a list of the special applications you qualify for.
 - Come to guidance and take from the brown shelves the applications you need. (outside Mrs. LeBlanc's office)
 - PLEASE-Do Not Take All of Them!!! Just the ones you qualify for!
 - Complete the applications and attach the same letter, activities resume, etc. to the scholarship packets as you do the standards.
 - Some may require essays, tax forms, etc. All incomplete applications are disqualified.
 - Return by the deadline. Please note some are mailed directly to the committee. Read the requirements carefully.
- 

FAFSA


The Free Application for Federal Student Aid should be completed for all going on to post-secondary education.

This should be submitted by March 1st the latest.


Your parents need to complete this at www.fafsa.gov

This is need for college financial aid, student loans, grants, etc.

SUGGESTIONS FOR APPLYING FOR SCHOLARSHIPS

1. Make sure you put the most accurate information.
 2. *Wait until you are make a decision before completing.
 3. If you are between two schools put both schools and the financial aid needed.
 4. If you put 0 for parent contribution, it works against you. Put a monetary amount in.
 5. All forms must be complete, if it asks for tax forms, they must be attached.
 6. If you are under 18, make sure your parent signs your application.
- 

You can't receive scholarship \$\$ if you don't apply!

- If you don't understand something, ASK! Don't assume or listen to others.
 - Have your parents ask their place of employment ,church, or clubs they belong to for scholarship opportunities.
 - All deadlines are final. There are NO EXCEPTIONS!
 - Listen to the announcements often times we have new scholarships added. Check the board in guidance.
 - **PROOFREAD EVERYTHING!** Spelling and grammar count.
- 

COST OF ATTENDING

Go to the College website-ender in cost of attendance for ONE Year!

Examples:

MWCC- \$7000

UMASS AMHERST-\$29,875

Worcester State-\$25,730

Fitchburg State-\$20,713

Fitchburg State Commuter: \$10, 173

Assumption-\$54,594

Add books for the semester: \$750 is average (science and nursing major more)

MONEY MATTERS!!

College is a very expensive investment, but one that will pay you back generously over the years.

Be sure to remember DEBT isn't good. You want the least amount of debt owed when you graduate. You want the best value for your money! Whether you have a job or no, the loan payments start 9 months after graduation

(\$20,000 in student loans=\$300+ a month)

Be SMART about the choice you make. Discuss with your family the financial limitations. Compare financial aid packages closely.

Scholarship money is FREE money-don't put more of a financial burden on yourself by just not bothering to apply. This isn't the time to be complacent -apply and if you have questions.....ASK!